

DIFFERENT
SHAPES OF
FIGURES



INDEX

1 Lengthen the square.

2 Squeeze the square.

3 Enlarge the square.

4 Cut back the square.

5 Crush the square.



INDEX



1. Lengthen the square.




2. Squeeze the square.




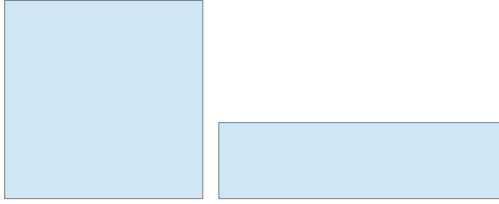
3. Enlarge the square.



4. Cut back the square.



5Crush the square.



ELIAS GARCIAFELGUERA.